



RAYSTAR

RAYSTAR Optronics, Inc.
曜凌光電股份有限公司



曜凌光電股份有限公司 Raystar Optronics, Inc.

T: +886-4-2565-0761 | F: +886-4-2565-0760

salescontact@raystar-optronics.com | www.raystar-optronics.com

RC4002A

General Specification

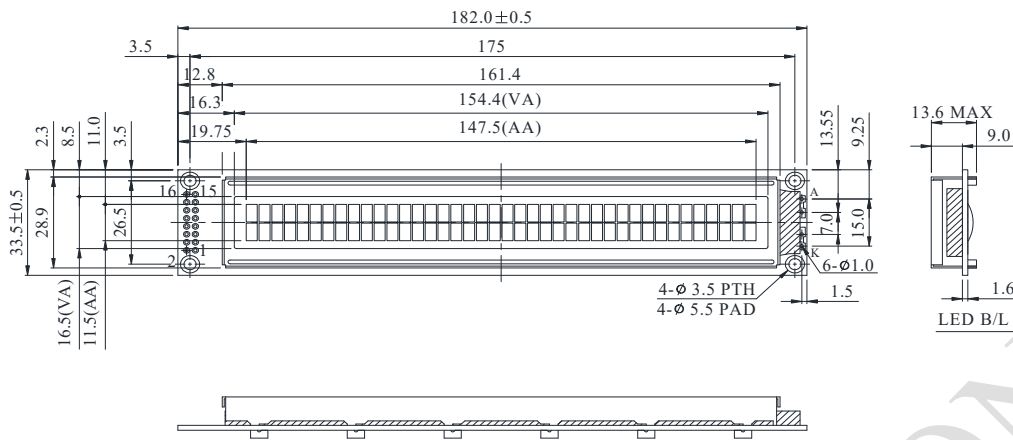
The features is described as follow:

- Module Dimension: 182.0 x 33.5 x 13.6 (max.) mm
- View Area: 154.4 x 16.5 mm
- Active Area: 147.5 x 11.5 mm
- Number of Characters: 40 Characters x 2 Lines
- Dot Size: 0.6 x 0.65 mm
- Dot Pitch: 0.65 x 0.70 mm
- Character Size: 3.2 x 5.55 mm
- Character Pitch: 3.7 x 5.95 mm
- Duty: 1/16
- Backlight Type: LED
- IC:ST7066U
- Interface: 68 series

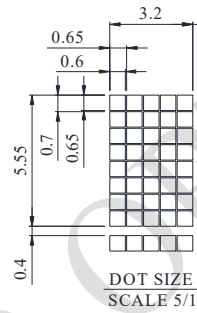
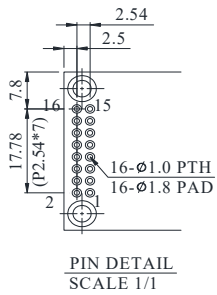
Interface Pin Function

Pin No.	Symbol	Level	Description
1	V _{SS}	0V	Ground
2	V _{DD}	5.0V	Supply Voltage for logic
3	VO	(Variable)	Operating voltage for LCD
4	RS	H/L	H: DATA, L: Instruction code
5	R/W	H/L	H: Read (Module --> MPU) L: Write(MPU --> Module)
6	E	H,H→L	Chip enable signal
7	DB0	H/L	Data bus line
8	DB1	H/L	Data bus line
9	DB2	H/L	Data bus line
10	DB3	H/L	Data bus line
11	DB4	H/L	Data bus line
12	DB5	H/L	Data bus line
13	DB6	H/L	Data bus line
14	DB7	H/L	Data bus line
15	A	—	Power supply for B/L +
16	K	—	Power supply for B/L -

Contour Drawing



PIN NO.	SYMBOL
1	V _{ss}
2	V _{dd}
3	V _o
4	RS
5	R/W
6	E
7	DB0
8	DB1
9	DB2
10	DB3
11	DB4
12	DB5
13	DB6
14	DB7
15	A
16	K



The non-specified tolerance of dimension is $\pm 0.3\text{mm}$.

Absolute Maximum Ratings

Item	Symbol	Min	Typ	Max	Unit
Operating Temperature	T_{OP}	-20	—	+70	°C
Storage Temperature	T_{ST}	-30	—	+80	°C
Input Voltage	V_I	V_{SS}	—	V_{DD}	V
Supply Voltage For Logic	$V_{DD}-V_{SS}$	-0.3	—	7	V
Supply Voltage For LCD	$V_{DD}-V_o$	-0.3	—	13	V

Electrical Characteristics

Item	Symbol	Condition	Min	Typ	Max	Unit
Supply Voltage For Logic	$V_{DD}-V_{SS}$	—	4.5	5.0	5.5	V
Supply Voltage For LCD	$V_{DD}-V_o$	$T_a=-20^{\circ}\text{C}$	—	—	5.3	V
		$T_a=25^{\circ}\text{C}$	4.4	4.5	4.6	V
		$T_a=70^{\circ}\text{C}$	3.8	—	—	V
Input High Volt	V_{IH}	—	$0.7 V_{DD}$	—	V_{DD}	V
Input Low Volt	V_{IL}	—	V_{SS}	—	0.6	V
Output High Volt	V_{OH}	—	3.9	—	V_{DD}	V
Output Low Volt	V_{OL}	—	0	—	0.4	V
Supply Current	I_{DD}	$V_{DD}=5.0\text{V}$	1.0	1.2	1.5	mA